

FAMILY DATASHEET

MAXWELL-16-G1_Zhaga


MAXWELL

50 x 50 mm modular solutions. The most versatile modular product family especially designed for street and area lighting, but also suitable for widerange of other applications

MAXWELL-16-G1

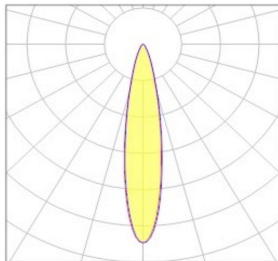
50 x 50 mm 4X4 arrays for 3030 size LED packages.

- Design LED : Luxeon 3030
- Compatibility : 2835/3030
- Beam angle : 20/40/60/90/T2M/T3S/T5
- Zhaga : Yes
- Material : Optical PC(clear)
- Fasten : Screw
- RoHS : Yes



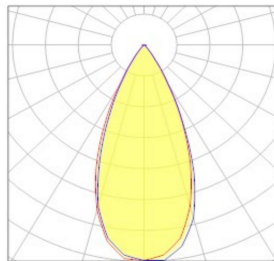
PRODUCTS:

S01.01.01.133
MAXWELL-16-20



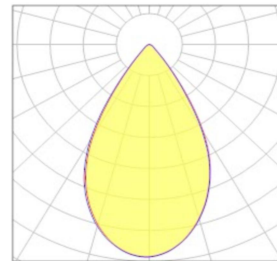
20° Extra Narrow beam
also suitable for 3535
size LED packages

S01.01.01.245
MAXWELL-16-40



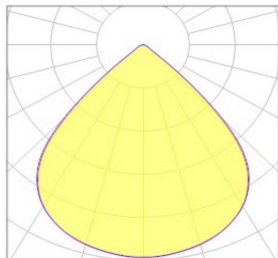
40° Medium beam
also suitable for 3535
size LED packages

S01.01.01.244
MAXWELL-16-60



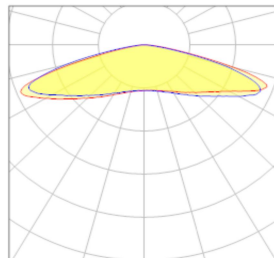
60° Medium beam

S01.01.01.243
MAXWELL-16-90



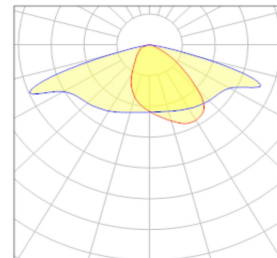
90° Wide beam

S01.01.01.250
MAXWELL-SL-16-150



T5
Designed area lighting

S01.01.01.125
SL-50X50-16-T2M

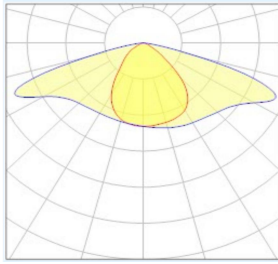


T2M
IESNA Type II-M(CUTOFF)
beam with excellent backlight
control

FAMILY DATASHEET

MAXWELL-16-G1_Zhaga

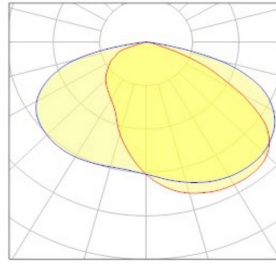
S01.01.01.241
MAXWELL-SL-16-T2M



T2M

IESNA Type II-M(CUTOFF)
beam with added house side
backlight.

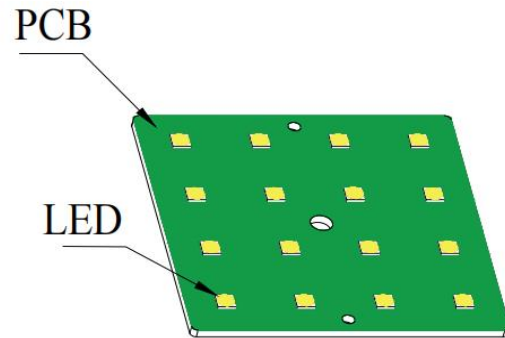
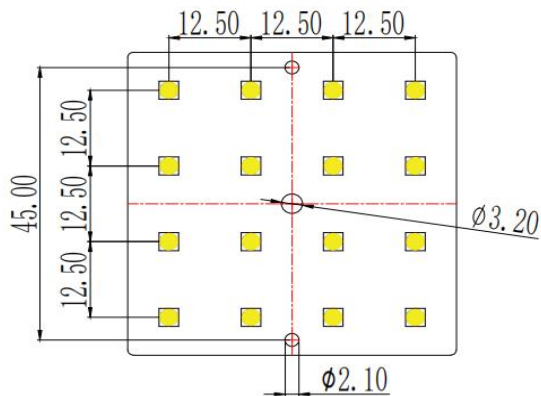
S01.01.01.235
MAXWELL-SL-16-T3S



T3S

IESNA Type III-S(CUTOFF)
beam with excellent
backlight control

LED layout



*Notes

- 1.All dimensions are in millimeters
- 2.We recommend LED assembly tolerance of ± 0.1 mm.

Usage and Maintenance:

- 1) If necessary, clean lenses with mild soap, water and soft cloth.
- 2) Never use any commercial cleaning solvents on lenses, like alcohol.
- 3) Please handle lens with wearing gloves, skin oils may damage lens or its optical characteristic.

Notes:

Please test the data again before using. The chart data is for reference only.